

Motorspindel

Motor Spindle

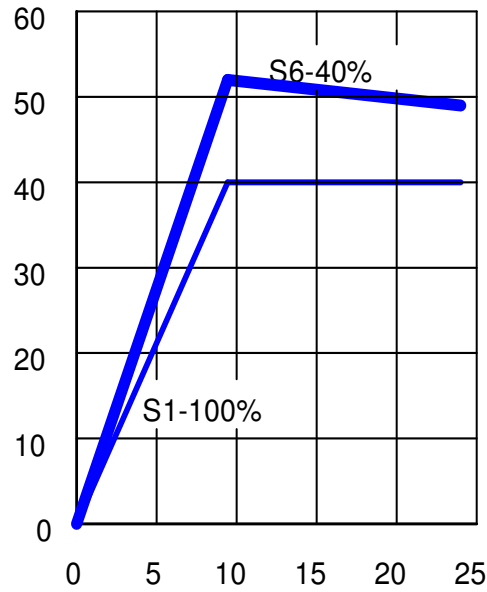
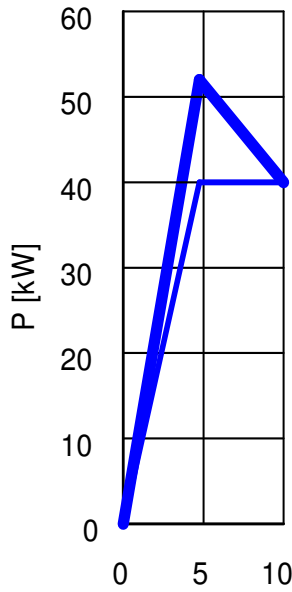
Broche à moteur

Leistungs- und Drehmomentdiagramm
 Power- and Torque-Diagram
 Diagramme de puissance et couple

HF 230.3 AI 20

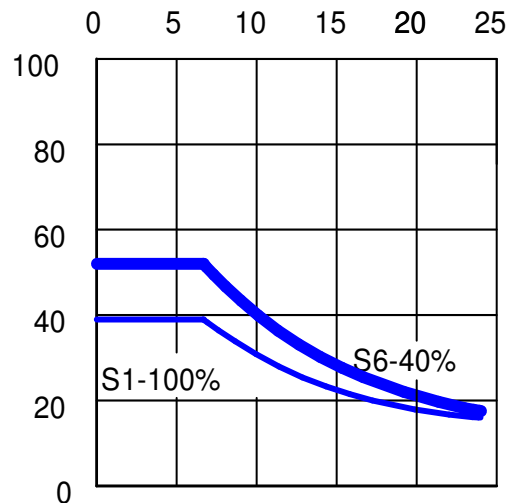
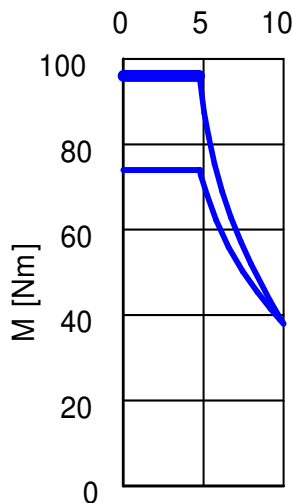
S1-100%: 74A/400V

Leistung
Power
Puissance



n x 1000 [min-1/RPM]

Drehmoment
Torque
Couple



Werte
Values
Valeurs

n x 1000 [min-1/RPM]		5.17	9.82
P [kW]	S1-100%	40	40
	S6-40%	52	52
M [Nm]	S1-100%	73.9	38.9
	S6-40%	96.1	50.6

	9.8	23.7
△	40	40
	52	52
△	39	16.1
	50.7	21

B40-xxx