

Motorspindel

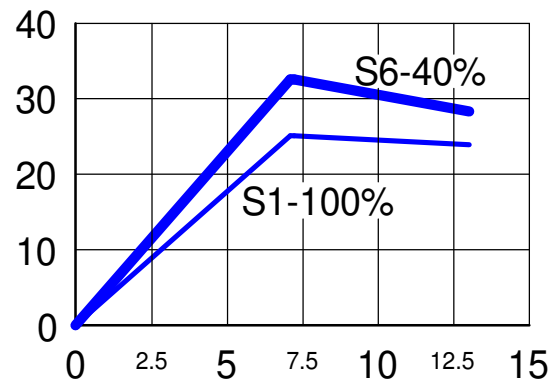
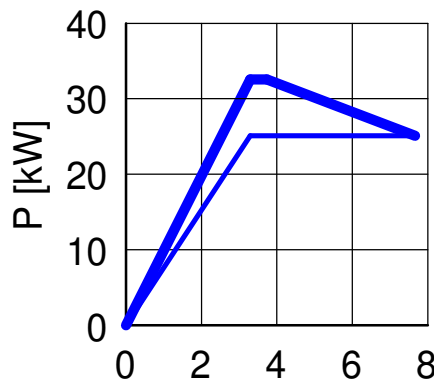
Motor Spindle

Broche à moteur

Leistungs- und Drehmomentdiagramm
 Power- and Torque-Diagram
 Diagramme de puissance et couple

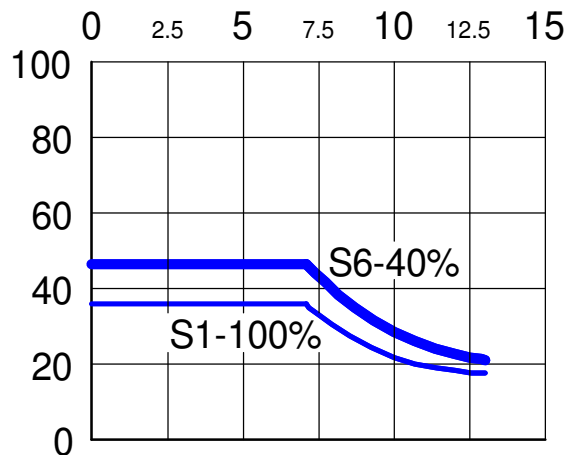
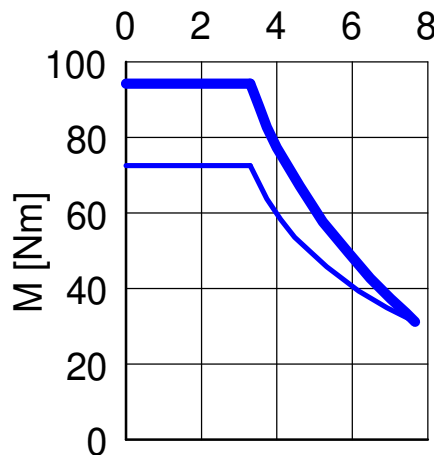
HF 230.7 AI 18
 S1-100%: 58A/350V

Leistung
 Power
 Puissance



n x 1000 [min-1/RPM]

Drehmoment
 Torque
 Couple



Werte
 Values
 Valeurs

n x 1000 [min-1/RPM]			3.29	3.75	7.66		6.66	6.94	13
P [kW]	S1-100%	Y	25	25	25	△	25	25	23.9
	S6-40%		33	33	25		33	33	28.7
M [Nm]	S1-100%		72.6	63.6	31.2		35.8	34.4	17.6
	S6-40%		95.8	84	31.2		47.3	45.4	21.1

B40-735