

Motorspindel

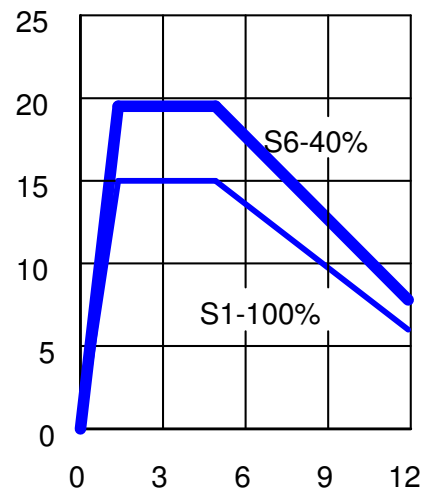
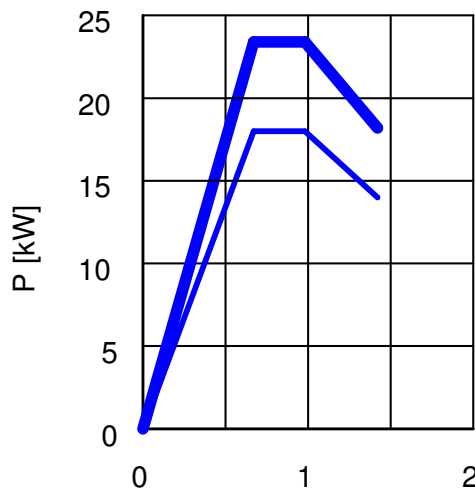
Motor Spindle

Broche à moteur

Leistungs- und Drehmomentdiagramm
 Power- and Torque-Diagram
 Diagramme de puissance et couple

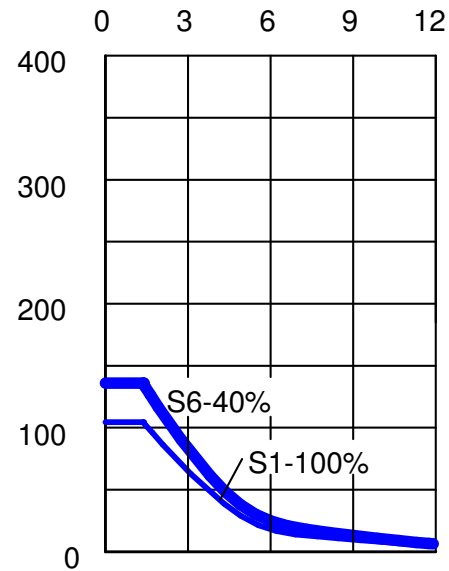
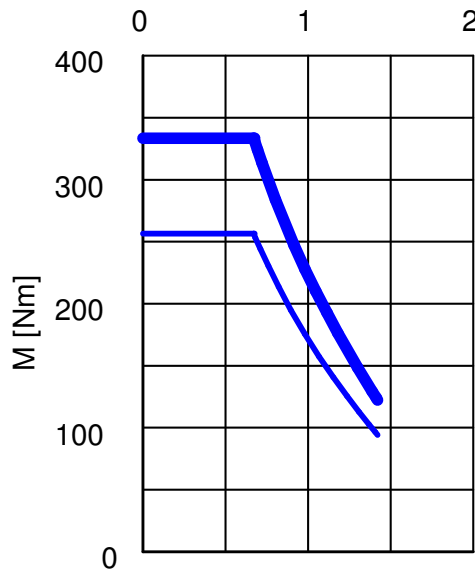
HF 260.1 AI 12
 S1-100%: 94A/200V

Leistung
 Power
 Puissance



n x 1000 [min-1/RPM]

Drehmoment
 Torque
 Couple



Werte
 Values
 Valeurs

n x 1000 [min-1/RPM]		0.67	0.98	1.42	1.37	4.9	11.9	
P [kW]	S1-100%	18	18	14	15	15	6	△
	S6-40%	23.4	23.4	18.2	19.5	19.5	7.8	
M [Nm]	S1-100%	256.6	175.4	94.2	104.6	29.2	4.8	B40-772
	S6-40%	333.5	228	122.4	135.9	38	6.3	